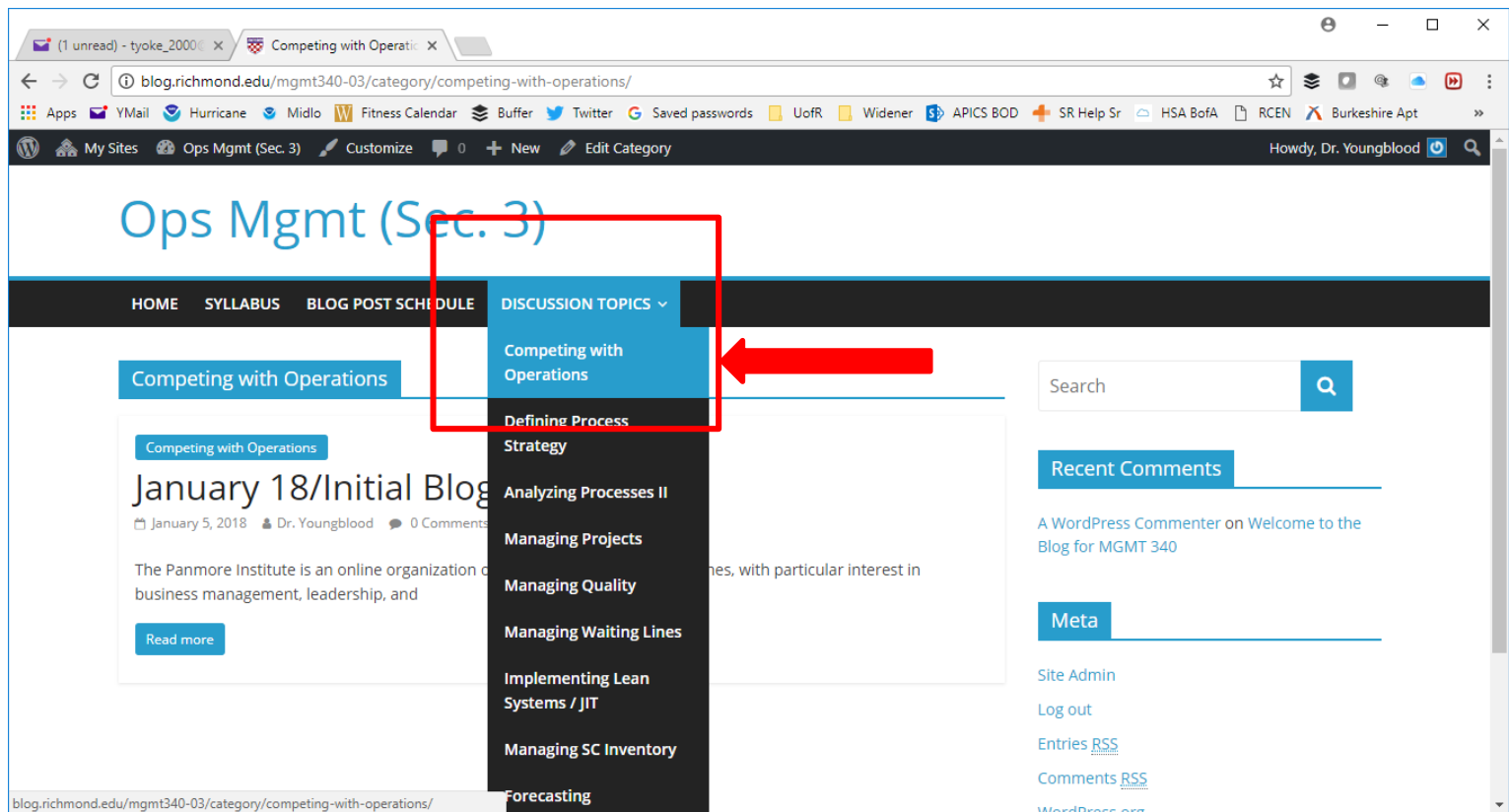


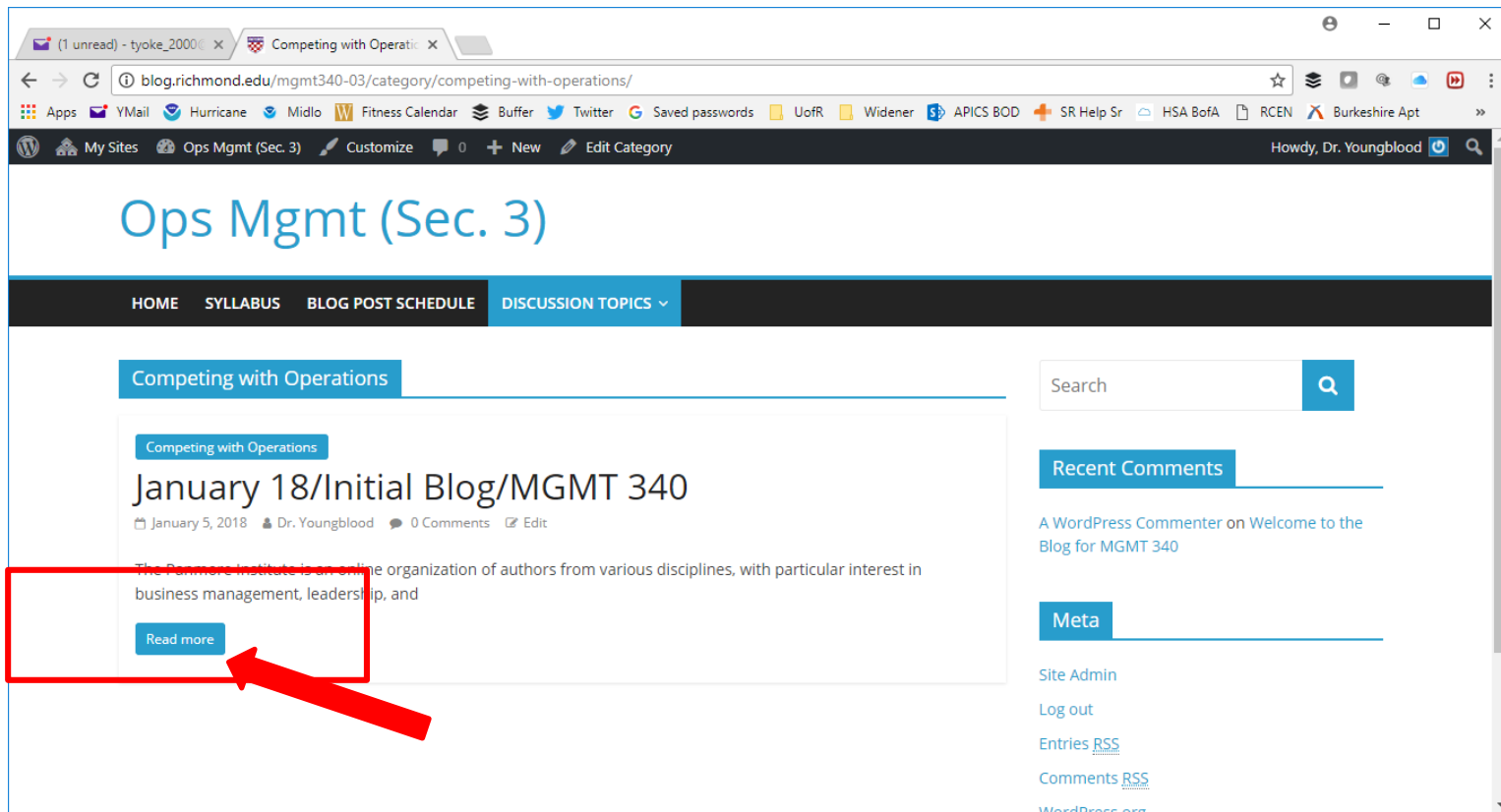
To Reply to a Posted Entry . . .

1. In the dropdown under “Discussion Topics”, find the topic that you are replying to



The screenshot shows a web browser window displaying a WordPress blog page. The page title is "Ops Mgmt (Sec. 3)". The navigation menu includes "HOME", "SYLLABUS", "BLOG POST SCHEDULE", and "DISCUSSION TOPICS". A dropdown menu is open under "DISCUSSION TOPICS", listing several topics: "Competing with Operations", "Define Process Strategy", "Analyzing Processes II", "Managing Projects", "Managing Quality", "Managing Waiting Lines", "Implementing Lean Systems / JIT", "Managing SC Inventory", and "Forecasting". A red box highlights the "Competing with Operations" option, and a red arrow points to it from the right. The main content area shows a post titled "January 18/Initial Blog" with a "Read more" button. The right sidebar contains a search box, "Recent Comments", and "Meta" links.

2. Click “Read More”




3. Enter your comments – type directly or cut and paste from Microsoft Word or Google Docs
4. Click on “Post Comment”
5. Your comments are open for everyone to see. Be sure to proof read before posting.

[← Welcome to the Blog for MGMT 340](#)

Leave a Reply

Logged in as Dr. Youngblood. [Log out?](#)

Comment



Post Comment