


Imagery Illuminator: Figurative Language & Illustrator



- This role locates various types of **figurative language**, including but not limited to simile, metaphor, personification, hyperbole, and idiom.
- This may lead to discussion about the author's craft - why the author chose to use those particular words or phrases, and whether or not they were **effective**.
- The illustrator provides drawings, sketchings, or **paintings of a scene** relating to reading. Collages from magazines, images from the internet, and other media can also be used.
- The student with this role then **shares** the artwork with the group, **explaining** the passage(s) that relate to the art.

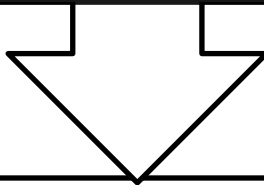
Name: _____

Reading: _____

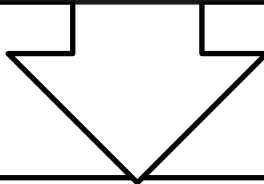
Imagery Illuminator: Figurative Language Finder

Locate and explain at least three examples of figurative language in the selection (simile, metaphor, hyperbole, etc.). Explain why you selected the passage and its importance to the reading, in addition to the page number and specific location of the example.

Example #1:	Why did you choose this passage?	
	Location:	Significance:



Example #2:	Why did you choose this passage?	
	Location:	Significance:



Example #3:	Why did you choose this passage?	
	Location:	Significance:

Name: _____

Reading: _____

Imagery Illuminator: Illustration

Choose a scene or setting from the reading and create a visual representation of it. Draw, paint, sketch, collage, photography. You choose.

A large, empty rectangular area defined by a dashed black border, intended for the student to draw or create a visual representation of a scene from their reading.